

Grocery Store Sound Shopping!

PARENT ACTIVITY

FEATURED BOOKS



Just Shopping with Mom
by Mercer Mayer

Llama Llama Mad at Mama
by Anna Dewdney

Just Shopping with Mom and *Llama Llama Mad at Mama* illustrate what can be the reality of shopping with little ones. They often don't want to go, easily get bored, they begin to complain, or ultimately throw the dreaded temper tantrum! But shopping together can prove to be a fun time of togetherness and learning! Children love to play and children love to help. Why not engage your beginning reader in a fun shopping activity and help them learn at the same time?

One of the most important steps in learning to read is being able to hear individual sounds in words. The first step in this component skill is hearing and isolating the beginning sounds in words. For example, knowing that the first sound in *ball* is /b/ or the first sound in *mom* is /m/. Helping your child develop this fundamental step to reading can be easily incorporated into every day life, even grocery shopping.

It's easy to begin! Explain to your child that (s)he will be going on a great sound adventure in the grocery store. Before you go, or even on the way, let your child pick a sound or two to "hunt" for on the shopping trip. His/her job will be to hunt for items in the grocery store that begin with the chosen sound. A great place to start is with a meaningful and familiar sound like the first sound in his/her name, a friend's name, or even a pet's name. Once your child has chosen a sound you might say something like this:

"Today let's hunt for food that starts with the sound /mmm/ like 'Mmmmary'. We'll look for foods that begin with /mmm/. I can think of a food that begins with /mmm/. 'Mmmilk' begins with /mmm/. We'll shop around the grocery store and hunt for foods that start with /mmm/ like 'milk' and 'Mary.'"









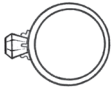





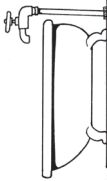
As you and your child shop together, you can model how to make the beginning sound of any grocery item that you find. You might say:

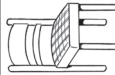


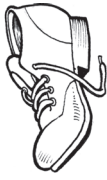





"I see 'macaroni'. 'Macaroni' starts with /mmm/. The letter 'm' makes the /mmm/ sound."

Once you return home, ask your child to draw pictures of the items they found that begin with the focus of the trip's sound hunt. Your grocery sound shopping can continue for days or even weeks! Choose another sound from the Sound Chart below and begin the adventure again!

Sound Chart

PARENT ACTIVITY

Beginning Consonants					
b	 bat	h	 hand	n	 nose
c	 cat	j	 jar	p	 pig
d	 dog	k	 key	r	 ring
f	 fish	l	 lamp	s	 sun
g	 ghost	m	 mouse	t	 tub

Beginning Digraphs			Beginning Short Vowels		
ch	 chair	th	 thumb	a	 apple
sh	 shoe	wh	 wheel	e	 egg
				i	 igloo
				o	 octopus
				u	 umbrella