

# Beginning Sound Concentration



ACTIVITY  
EMERGENT READERS

PHONOLOGICAL AWARENESS

PRE-K

K

1-3

## Materials

Beginning Sound Concentration Cards

## Procedure

1. Place the picture cards face down in a rectangular array.
2. Children take turns flipping over two picture cards at a time. If the two pictures share the same beginning sound, the player keeps the cards. The player who makes a match gets another turn.





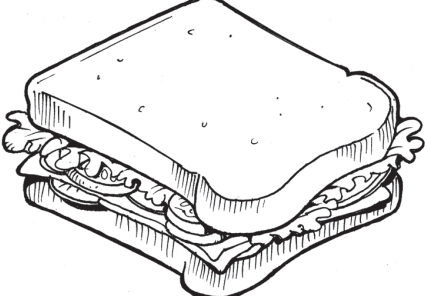
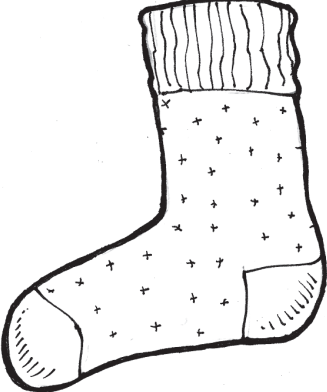


**MAKE IT**  
A WORKSTATION!

Once students are familiar with this activity, put cards in baggies/small bins and allow children to work in pairs or independently.

# Beginning Sound Concentration







## Activity

 A black and white line drawing of a cow with black spots, standing and facing left.	 A black and white line drawing of two round cookies stacked on top of each other, both decorated with small dark spots.
 A black and white line drawing of a sandwich with two slices of bread, lettuce, and a slice of meat.	 A black and white line drawing of a single sock with a ribbed cuff at the top and a toe patch, decorated with small crosses.
 A black and white line drawing of a mouse, shown in profile facing right, with whiskers and a long tail.	 A black and white line drawing of a crescent moon with a human-like face, including eyes, a nose, and a smiling mouth.

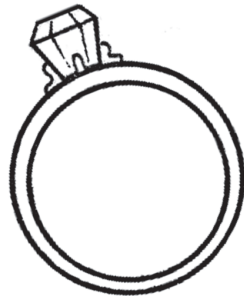



# Beginning Sound Concentration

## Activity



# Beginning Sound Concentration

## Activity



# Beginning Sound Concentration



## Activity

